

Introduction to Galaxy

IOWA STATE UNIVERSITY
OF SCIENCE AND TECHNOLOGY

20 April 2012

Dave Clements
Emory University

<http://galaxyproject.org/>



Agenda

- 9:00 **Welcome, Basic Analysis**
- 10:00 NGS Analysis and CloudMan
- 10:30 Break
- 10:55 Overview
- 11:25 Persistence, Workflows, Sharing & Publishing
- 12:00 Lunch
- 1:15 Visualization and Visual Analytics
- 2:30 Break
- 3:00 Do your own analysis
- 5:00 Done

Goals for this workshop

1. Introduce Galaxy
2. Hands-on experience:
 - **Load and integrate** data from online resources
 - **Perform bioinformatics analysis with Galaxy**
 - **Save, share, describe and publish** your analysis
 - **Visualize** your results

This workshop will not cover details of how the tools are implemented or new algorithm designs or which assembler or mapper or ... is best for you.

Hands On: Basic Analysis

On pig chromosome 18,
which coding exons have the most
repeats in them?

<http://bit.ly/ISUCardinal>

<http://bit.ly/ISUGold>

Repetitious Pigs: A Rough Plan

- Get some data
 - Coding exons on chromosome 18
 - Repeats on chromosome 18
- Mess with it
 - Identify which exons have repeats
 - Count repeats per exon
 - Save, download, ... exons with most repeats.

(~ <http://usegalaxy.org/galaxy101>)

Agenda

- 9:00 Welcome, Basic Analysis
- 10:00 **NGS Analysis and CloudMan**
- 10:30 Break
- 10:55 Overview
- 11:25 Persistence, Workflows, Sharing & Publishing
- 12:00 Lunch
- 1:15 Visualization and Visual Analytics
- 2:30 Break
- 3:00 Do your own analysis
- 5:00 Done

RNA-seq Exercise

<http://usegalaxy.org/u/jeremy/p/galaxy-rna-seq-analysis-exercise>

<http://bit.ly/gxyRNASEX>

<http://bit.ly/ISUCardinal>

<http://bit.ly/ISUGold>

RNA-seq Exercise: A Plan

- Get input datasets; hg18, will mostly map to chr19
- Look at quality
- Trim as we see fit.
- Map the reads to the human reference using Tophat
- Run Cufflinks on Tophat output to assemble reads into transcripts
- Maybe run Cuffcompare and Cuffdiff

<http://bit.ly/gxyRNASEX>

Two RNA-seq Papers

NATURE METHODS | REVIEW

Computational methods for transcriptome annotation and quantification using RNA-seq

Manuel Garber, Manfred G Grabherr, Mitchell Guttman & Cole Trapnell

Affiliations | **Corresponding author**

Nature Methods **8**, 469–477 (2011) | doi:10.1038/nmeth.1613

Published online 27 May 2011 | Corrected online **15 June 2011**

NATURE PROTOCOLS | PROTOCOL

Differential gene and transcript expression analysis of RNA-seq experiments with TopHat and Cufflinks

Cole Trapnell, Adam Roberts, Loyal Goff, Geo Pertea, Daehwan Kim, David R Kelley, Harold Pimentel, Steven L Salzberg, John L Rinn & Lior Pachter

Affiliations | **Contributions** | **Corresponding author**

Nature Protocols **7**, 562–578 (2012) | doi:10.1038/nprot.2012.016

Published online 01 March 2012

Agenda

- 9:00 Welcome, Basic Analysis
- 10:00 NGS Analysis and CloudMan
- 10:30 **Break**
- 10:55 Overview
- 11:25 Persistence, Workflows, Sharing & Publishing
- 12:00 Lunch
- 1:15 Visualization and Visual Analytics
- 2:30 Break
- 3:00 Do your own analysis
- 5:00 Done



Agenda

- 9:00 Welcome, Basic Analysis
- 10:00 NGS Analysis and CloudMan
- 10:30 Break
- 10:55 **Overview**
- 11:25 Persistence, Workflows, Sharing & Publishing
- 12:00 Lunch
- 1:15 Visualization and Visual Analytics
- 2:30 Break
- 3:00 Do your own analysis
- 5:00 Done

The Motivation Slide



Next Generation Genomics: World Map of High-throughput Sequencers
Nick Loman, James Hadfield

<http://pathogenomics.bham.ac.uk/hts/>

What is Galaxy?

- A **data analysis and integration** tool
- **A free (for everyone) web service** integrating a wealth of tools, compute resources, terabytes of reference data and permanent storage
- **Open source software** that makes integrating your own tools and data and customizing for your own site simple
- These options result in several **ways to use Galaxy**

<http://galaxyproject.org>

<http://usegalaxy.org> (a.k.a Main)

- **Public web site**
- **Anybody can use it**
- Hundreds of tools
- **Persistent**
- + 500 users / month
- ~100 TB of user data
- ~140,000 analysis jobs / month



<http://bit.ly/gxystats>

But, it's a big world

Main has lots of tools, storage, processor, users, ...

- But **not all tools** - there are thousands and adding new tools is not taken lightly
- But **not infinite storage and processors** - Main now has job limits and storage quotas

A centralized solution cannot scale to meet data analysis demands of the whole world

Scaling Galaxy

- **Encourage local Galaxy instances and Galaxy on the cloud**
- Support **increasingly decentralized model** and *improve access to existing resources*
- Focus on building **infrastructure to enable the community to integrate and share** tools, workflows, and best practices

Local Galaxy Instances

<http://getgalaxy.org>

Galaxy is designed for local installation and customization

- Easily integrate new tools
- Easy to deploy and manage on nearly any (Unix) system

Public Galaxy Servers

<http://galaxyproject.org/wiki/PublicGalaxyServers>

Interested in:

ChIP-chip and ChIP-seq?

✓ Cistrome

Statistical Analysis?

✓ Genomic Hyperbrowser

Sequence and tiling arrays?

✓ Oqtans

Text Mining?

✓ DBCLS Galaxy

Reasoning with ontologies?

✓ GO Galaxy

Internally symmetric protein structures?

✓ SymD

Got your own cluster?

- Move tool execution to other systems
- Galaxy works with any DRMAA compliant cluster job scheduler (which is most of them).
- Galaxy is just another client to your scheduler.



Galaxy CloudMan

<http://usegalaxy.org/cloud>

- Start with a **fully configured and populated** (tools and data) Galaxy instance.
- Allows you to scale up and down your compute assets as needed.
- Someone else manages the data center.
- **We are using this today**



<http://aws.amazon.com/education>

Galaxy Community

Tool Shed

Mailing Lists (very active)

Screencasts

Events Calendar, News Feed

Community Wiki

Local Public Installs

CiteULike group, Mendeley mirror

Annual Community Meeting

<http://galaxyproject.org/wiki>



<http://galaxyproject.org/GCC2012>



New **Training Day** added July 25

7+ topics, 3 parallel tracks, 12 sessions

1. Intro
2. Installing
3. CloudMan
4. Integrating Tools & Sources
5. API
6. Tool Shed
7. Ion Torrent SDK



Early registration ends **June 11**
(early reg is *cheap*)

Galaxy URLs to Remember

<http://galaxyproject.org>

<http://usegalaxy.org>

<http://getgalaxy.org>

Agenda

- 9:00 Welcome, Basic Analysis
- 10:00 NGS Analysis and CloudMan
- 10:30 Break
- 10:55 Overview
- 11:25 **Persistence, Workflows, Sharing & Publishing**
- 12:00 Lunch
- 1:15 Visualization and Visual Analytics
- 2:30 Break
- 3:00 Do your own analysis
- 5:00 Done

Some Galaxy Terminology

Dataset:

Any input, output or intermediate set of data + metadata

History:

A series of inputs, analysis steps, intermediate datasets, and outputs

Workflow:

A series of analysis steps

Can be repeated with different data

Share:

Make something available to someone else

Publish:

Make something available to everyone

Managing Histories and Datasets

Give every **history**
and dataset
a **clear name**

Datasets and
histories can also
have annotation and tags

Each **history** has an options/actions list

History Options

Pig Ch18 Rpts in Exons 3.6 Mb

Tags:

exon x repeat x

overlap x pig x chr18 x

Annotation / Notes:
Find pig chr18 exons with most overlapping repeats. Set exon score to # of overlapping repeats.

9: Top Exons, #Rpts in Score

History

HISTORY LISTS

Saved Histories

Histories Shared with Me

CURRENT HISTORY

Create New

Clone

Copy Datasets

Share or Publish

Extract Workflow

Dataset Security

Show Deleted Datasets

Show Hidden Datasets

Purge Deleted Datasets

Show Structure

Export to File

Delete

Delete Permanently

OTHER ACTIONS

Import from File

Reuse & Workflows

Histories

Datasets from previous histories can be imported into current one.

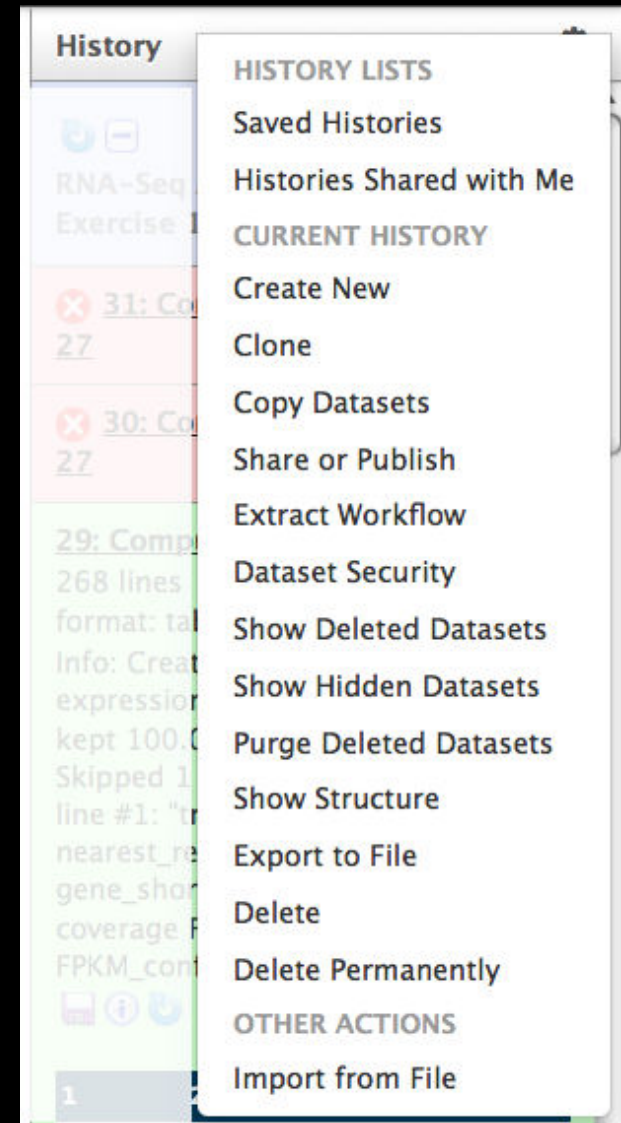
Resume any previous history

Current history can be cloned

Workflows

Can be extracted from any history

Allows you rerun analysis with different inputs, settings



Sharing and Publishing Your Work

The screenshot shows the Genome Research journal website. At the top left is the CSH PRESS logo and the 'GENOME RESEARCH' title. To the right is an advertisement for Illumina with the text 'Apply today for the Cancer GWAS Grant.' Below the header is a navigation menu with links: HOME | ABOUT | ARCHIVE | SUBMIT | SUBSCRIBE | ADVERTISE | AUTHOR INFO | CONTACT | HELP. A blue bar contains the text 'Institution: PENN STATE UNIV Sign In via User Name/Password' and a search box with 'Search for Keyword: Go' and 'Advanced Search' options. The main content area features an article titled 'Windshield splatter analysis with the Galaxy metagenomic pipeline' by Sergei Kosakovsky Pond, Samir Wadhawan, Francesca Chiaromonte, Guruprasad Ananda, Wen-Yu Chung, James Taylor, Anton Nekrutenko, and The Galaxy Team. To the right of the article is an 'OPEN ACCESS ARTICLE' section with the text 'This Article' and publication details: 'Published in Advance October 9, 2009, doi: 10.1101/gr.094508.109 Copyright © 2009 by Cold Spring Harbor Laboratory Press'. Below this are links for '» Abstract Free' and '» Full Text (PDF) Free'. Further right is a 'Current Issue' section for October 2010, 20 (10), featuring a cover image of the journal.

Histories, workflows, visualizations and *pages* can be shared with others or published to the world.

<http://usegalaxy.org/u/aun1/p/windshield-splatter>

Sharing and Publishing Your Work

The screenshot shows the top of a Genome Research article page. At the top left is the CSH PRESS logo and the 'GENOME RESEARCH' title. To the right is an advertisement for Illumina with the text 'Apply today for the Cancer GWAS Grant.' Below the header is a navigation menu with links: HOME | ABOUT | ARCHIVE | SUBMIT | SUBSCRIBE | ADVERTISE | AUTHOR INFO | CONTACT | HELP. A blue bar contains the text 'Institution: PENN STATE UNIV Sign In via User Name/Password' and a search box with 'Search for Keyword: Go' and 'Advanced Search' options. The main article title is 'Windshield splatter analysis with the Galaxy metagenomic pipeline' by Sergei Kosakovsky Pond and Samir Wadhawan. A 'Footnotes' section is highlighted with an orange oval, containing a paragraph about supplemental material availability. To the right, there are sections for 'OPEN ACCESS ARTICLE', 'This Article' (with publication details), and 'Current Issue' (October 2010, 20 (10)).

Histories, workflows, visualizations and *pages* can be shared with others or published to the world.

<http://usegalaxy.org/u/aun1/p/windshield-splatter>

Sharing for Galaxy Administrators Too

Data Libraries

Make data easy to find

Genome Builds

Care about a particular subset of life?

Galaxy Tool Shed

Wrapping tools and datatypes

Galaxy Tool Shed

- Allow users to share “suites” containing tools, datatypes, workflows, sample data, and automated installation scripts for tool dependencies
- Integration with Galaxy instances to automate tool installation and updates

toolshed.g2.bx.psu.edu

Agenda

- 9:00 Welcome, Basic Analysis
- 10:00 NGS Analysis and CloudMan
- 10:30 Break
- 10:55 Overview
- 11:25 Persistence, Workflows, Sharing & Publishing
- 12:00 **Lunch**
- 1:15 Visualization and Visual Analytics
- 2:30 Break
- 3:00 Do your own analysis
- 5:00 Done

Agenda

- 9:00 Welcome, Basic Analysis
- 10:00 NGS Analysis and CloudMan
- 10:30 Break
- 10:55 Overview
- 11:25 Persistence, Workflows, Sharing & Publishing
- 12:00 Lunch
- 1:15 **Visualization and Visual Analytics**
- 2:30 Break
- 3:00 Do your own analysis
- 5:00 Done

Visualize

Send data results to **external** genome browsers

Trackster: Galaxy's genome browser

External Genome Browsers

UCSC

Ensembl

GBrowse

IGV

UCSC Genome Browser on Mouse July 2007 (NCBI37)

move <<< << < > >> >>> zoom in 1.5x 3x 10x base zoom out






position/search chr12:57,795,963-57,815,592

gene

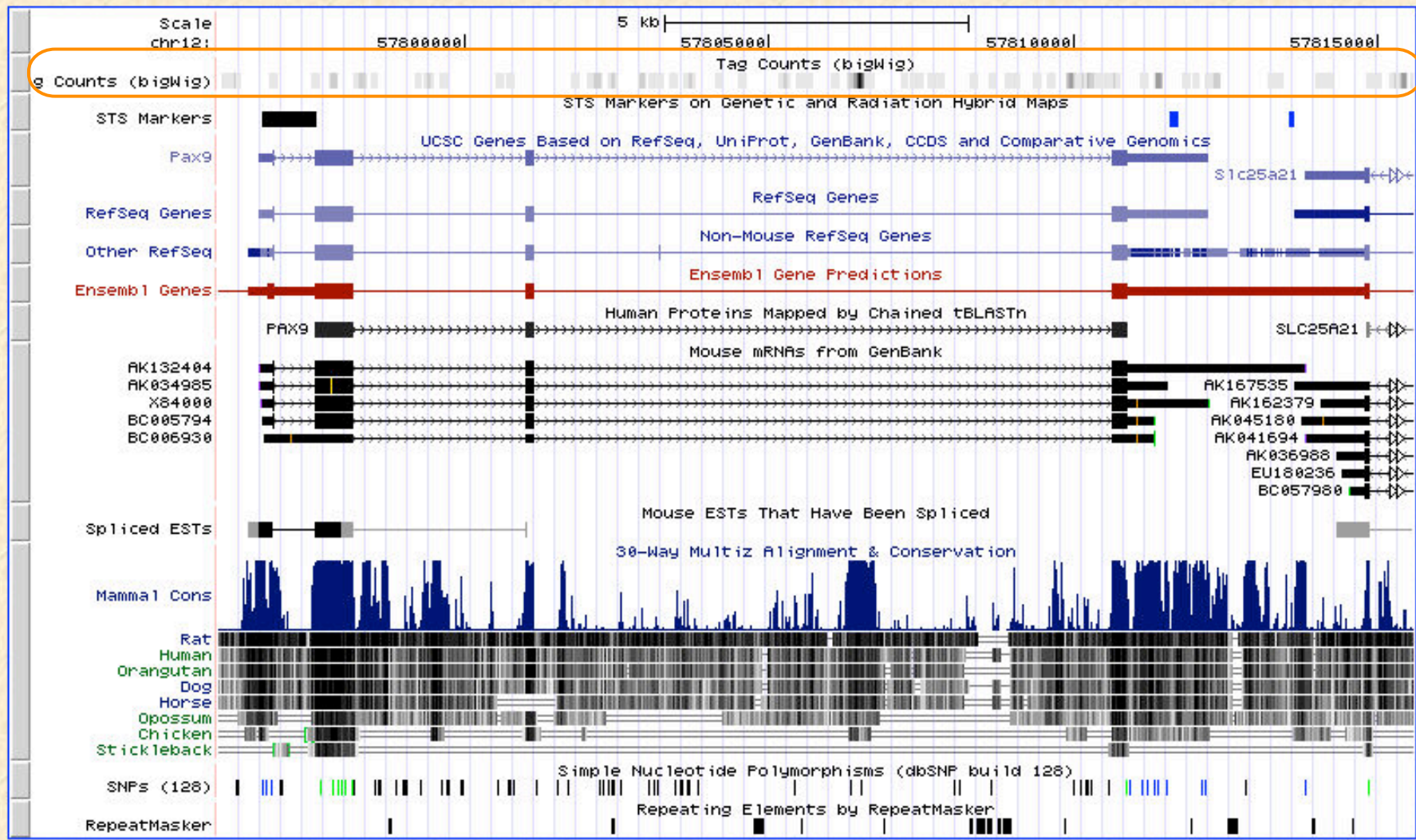
jump

clear




size

14: Tag Counts (bigWig)   
2.4 Gb, format: bigwig, database: mm9
Info:
 
| display at UCSC [main](#)
Binary UCSC BigWig file





chr12 (qC1) 12qA1.1 qA2 12qA3 qB1 12qB3 12qC1 12qC2 12qC3 qD1 D2 12qD3 12qE 12qF1 qF2



Integrative Genomics Viewer (IGV)

1: Sample data   

1.2 Gb
format: bam, database: mm9
Info: uploaded bam file

display at UCSC [main](#) [test](#)
display at Ensembl [Current](#)
display with IGV [web](#) [local](#)

Binary bam alignments file






 **The application "IGV 1.5" from "www.broadinstitute.org" is requesting access to your computer.**

The digital signature could not be verified.


Allow all applications from "www.broadinstitute.org" with this signature

 [Show Details...](#) [Deny](#) [Allow](#)

IGV

Mouse mm9 chr1 chr1:98,582,224-98,597,370 Go     

NAME	DATA FILE	DATA TYPE
galaxy_f2979acfb2c63	75.bam	Coverage
galaxy_f2979acfb2c63	75.bam	

chr1:98589793  113M of 268M

Galaxy

- ✦ tool integration framework
- ✦ heavy focus on usability
- ✦ sharing, publication framework

Genome Browser

- ✦ physical depiction of data
- ✦ visually identify correlations
- ✦ find interesting regions, features

Galaxy

- ✦ tool integration framework
- ✦ heavy focus on usability
- ✦ sharing, publication framework

Genome Browser

- ✦ physical depiction of data
- ✦ visually identify correlations
- ✦ find interesting regions, features



Trackster

The diagram consists of three light blue rounded rectangular boxes on a black background. On the left, there are two boxes stacked vertically. The top box is titled 'Galaxy' and contains three bullet points: '✦ tool integration framework', '✦ heavy focus on usability', and '✦ sharing, publication framework'. The bottom box is titled 'Genome Browser' and contains three bullet points: '✦ physical depiction of data', '✦ visually identify correlations', and '✦ find interesting regions, features'. On the right, there is a single box titled 'Trackster'. Two orange curved arrows point from the right side of the 'Galaxy' box and the right side of the 'Genome Browser' box towards the 'Trackster' box, indicating a relationship or flow from the left boxes to the right box.

Trackster

View your data from within Galaxy

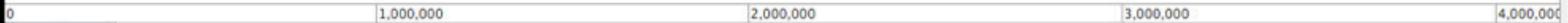

- ✦ No data transfers to external site
- ✦ Use it locally, even without internet access



Supports common filetypes

- ✦ BAM, BED, GFF/GTF, WIG

Unique features

- ✦ custom genomes
- ✦ highly interactive





g g c c c g g g c c T C A C C G G C A G G C G C G G G R C G A T C T C C A C G G A G C A G C A G T G G C A G A G T A C C G T C C G G G A T G C G G C G A C C

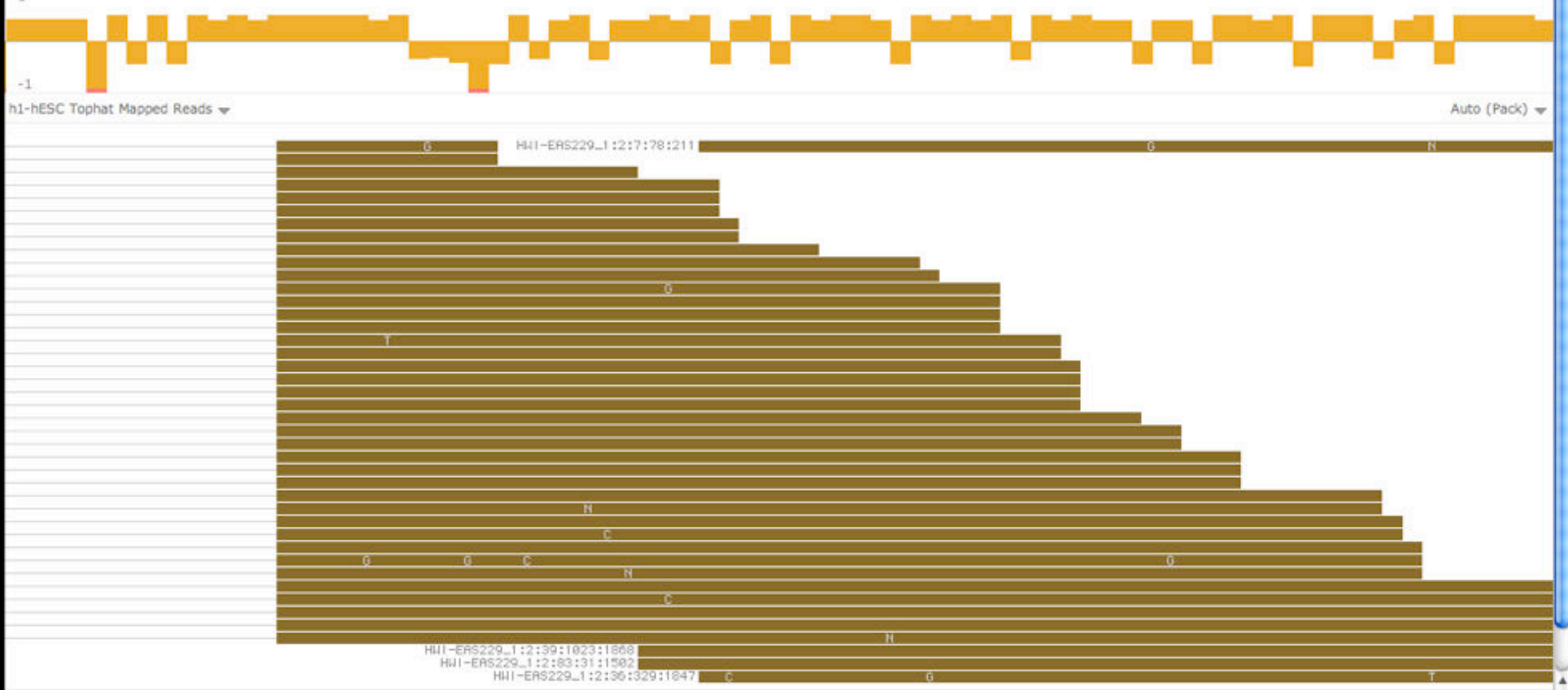
UCSC Main on Human: knownGene (chr19) Auto (Pack)

UCSC Main on Human: all_est (chr19) Dense

UCSC Main on Human: phyloP46wayPrimates (chr19) Histogram



h1-hESC Tophat Mapped Reads Auto (Pack)



h1-hESC Cufflinks assembled transcripts Auto (Pack)

663,040 663,050 663,060 663,070 663,080 663,090 663,100

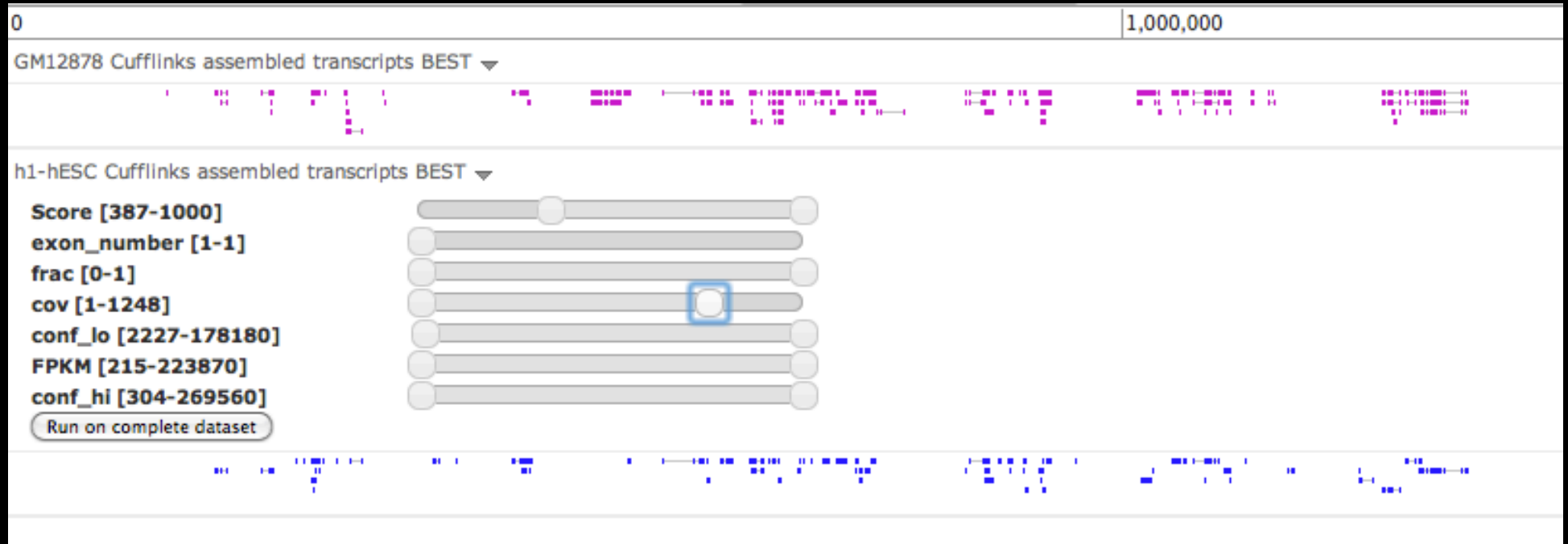
But really, why *another* genome browser

From static browsing to **visual analysis**

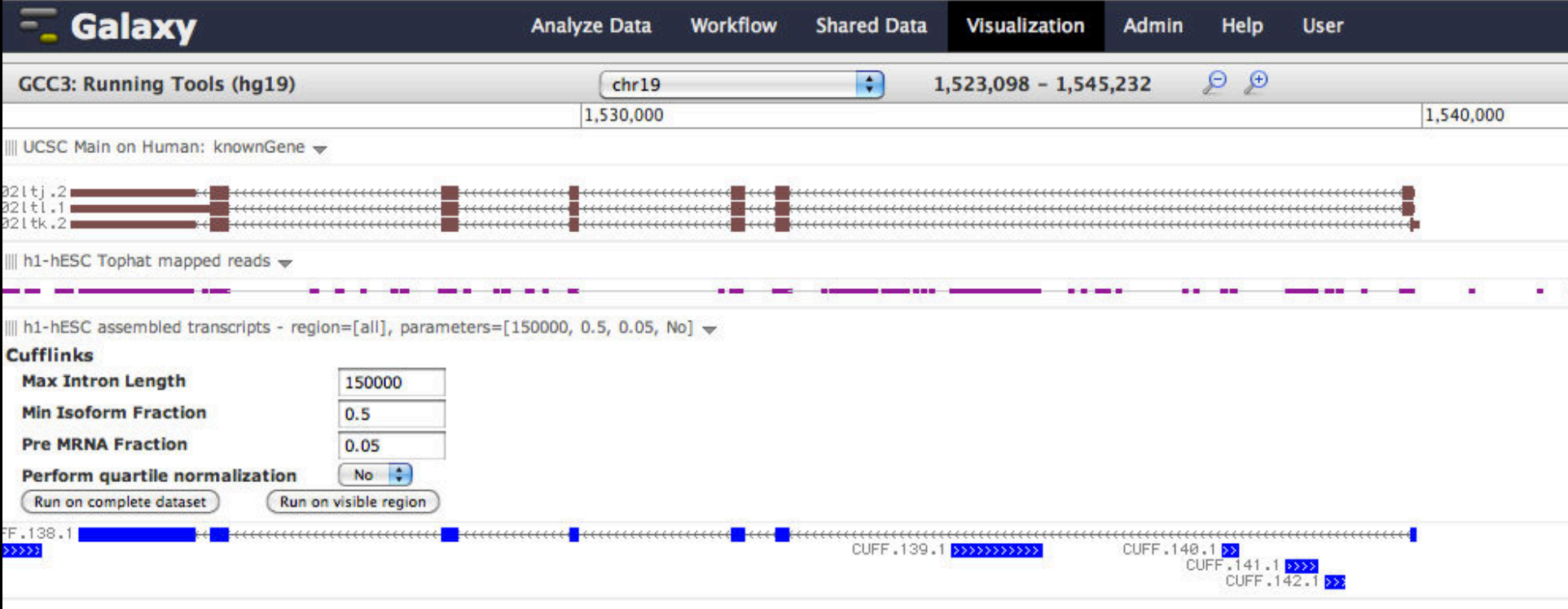
Visual feedback and experimentation needed for complex tools with many parameters

Leverage Galaxy strengths: a very sound model for abstracting interfaces to analysis tools and already integrates an enormous number

Dynamic Filtering



Integrating Tools and Visualization



Agenda

- 9:00 Welcome, Basic Analysis
- 10:00 NGS Analysis and CloudMan
- 10:30 Break
- 10:55 Overview
- 11:25 Persistence, Workflows, Sharing & Publishing
- 12:00 Lunch
- 1:15 Visualization and Visual Analytics
- 2:30 **Break, but first**
- 3:00 Do your own analysis
- 5:00 Done

Try it now:
<http://UseGalaxy.org>

Develop and deploy:
<http://GetGalaxy.org>



Dannon Baker



Jeremy Goecks



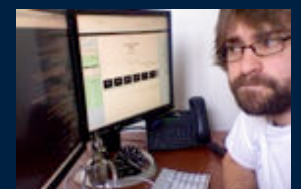
Dave Clements




Guru Ananda



Dan Blankenberg




Nate Coraor



James Taylor



Enis Afgan
(IRB)



Ross Lazarus
(Baker IDI, Harvard)



Jennifer Jackson



Greg von Kuster



Anton Nekrutenko

Supported by the **NHGRI** (HG005542, HG004909, HG005133), **NSF** (DBI-0850103), Penn State University, Emory University, and the Pennsylvania Department of Public Health

<http://GalaxyProject.org>

Try it now:
<http://UseGalaxy.org>

Develop and deploy:
<http://GetGalaxy.org>



Dannon Baker



Jeremy Goecks



Ross Lazarus
(Baker IDI, Harvard)



James Taylor



Enis Afgan
(IRB)



Ross Lazarus
(Baker IDI, Harvard)



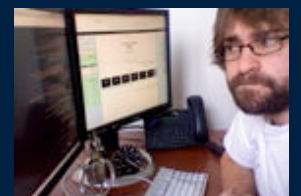
Jennifer Jackson




Dan Blankenberg



Greg von Kuster



Nate Coraor



Anton Nekrutenko



Supported by the **NHGRI** (HG005542, HG004909, HG005133), **NSF** (DBI-0850103), Penn State University, Emory University, and the Pennsylvania Department of Public Health

<http://GalaxyProject.org>

Workshop Feedback

Please help.

<http://bit.ly/ISUFeedback>

Thanks



**Taner Sen
Trish Stauble**

**The ISU Bioinformatics
and Computational
Biology Program /
NSF IGERT**

You

<http://bit.ly/ISUFeedback>

Agenda

- 9:00 Welcome, Basic Analysis
- 10:00 NGS Analysis and CloudMan
- 10:30 Break
- 10:55 Overview
- 11:25 Persistence, Workflows, Sharing & Publishing
- 12:00 Lunch
- 1:15 Visualization and Visual Analytics
- 2:30 **Break, really**
- 3:00 Do your own analysis
- 5:00 Done



Agenda

- 9:00 Welcome, Basic Analysis
- 10:00 NGS Analysis and CloudMan
- 10:30 Break
- 10:55 Overview
- 11:25 Persistence, Workflows, Sharing & Publishing
- 12:00 Lunch
- 1:15 Visualization and Visual Analytics
- 2:30 Break, really
- 3:00 **Do your own analysis**
- 5:00 Done

Workshop Feedback

Please help.

<http://bit.ly/ISUFeedback>